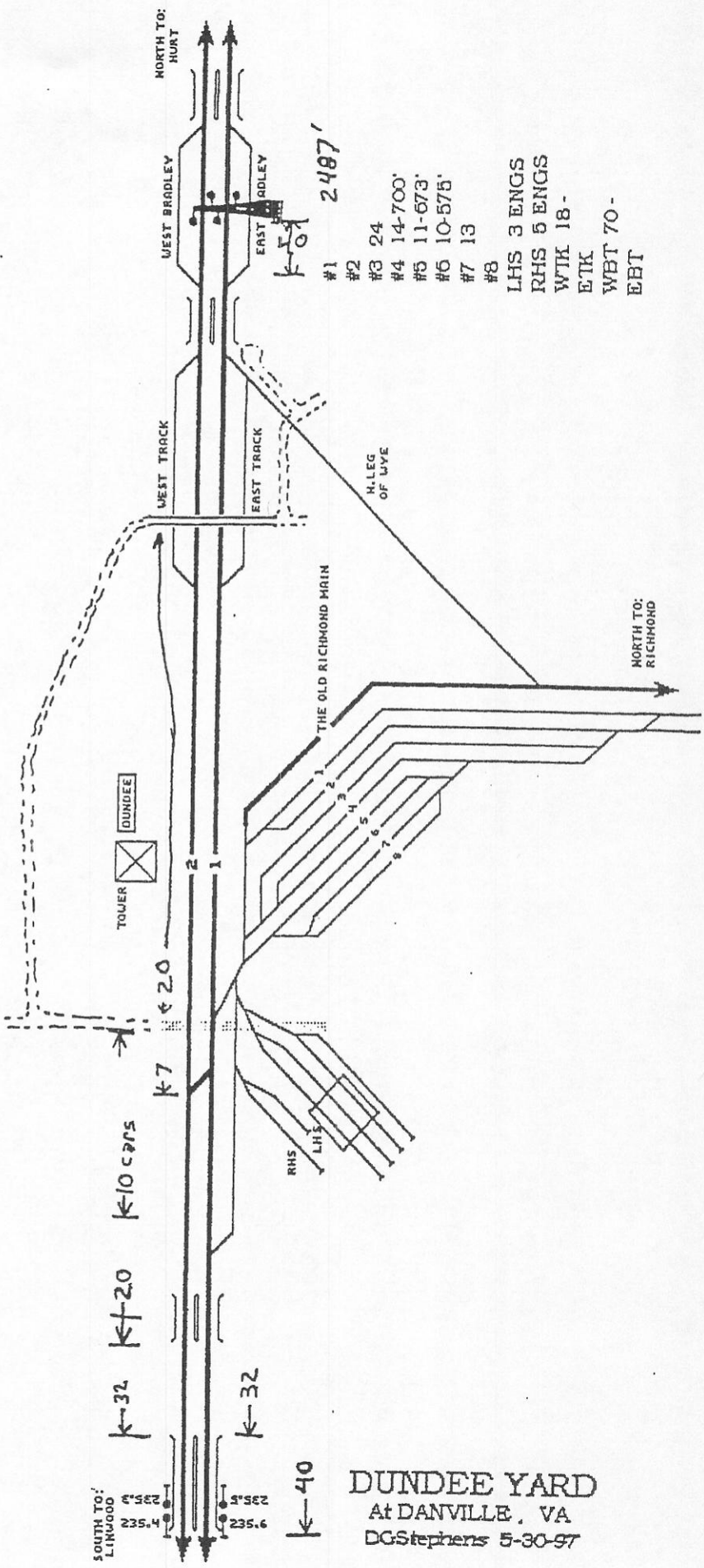


All trains entering Raleigh #1 Block North must stop at Red Dwarf Signal then proceed, provided they have permission from the CSX dispatcher.

All trains entering Raleigh #2 Block South must stop at Red Dwarf Signal then proceed, provided they have permission from the CSX dispatcher.



2487'

- #1
- #2
- #3 24
- #4 14-700'
- #5 11-673'
- #6 10-575'
- #7 13
- #8
- LHS 3 ENGS
- RHS 5 ENGS
- WTK 18-
- ETK
- WBT 70-
- EET

DUNDEE YARD
 At DANVILLE, VA
 DGStephens 5-30-97

SOUTH TO:
 LINDOOD
 235.2
 235.1
 235.4
 235.5
 235.6

← 40

← 32

← 20

← 10 cars

← 7

← 2.0

TOURER

DUNDEE

THE OLD RICHMOND MAIN

H. LEG OF WYE

WEST TRACK

EAST TRACK

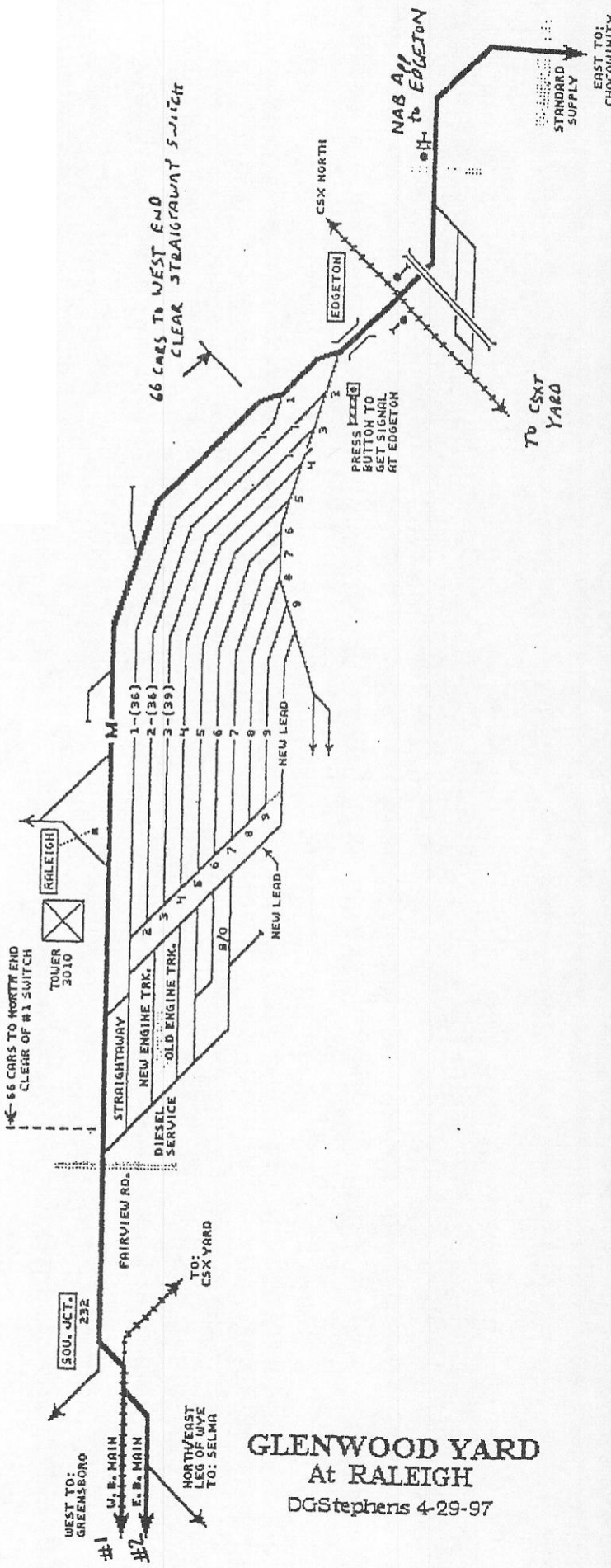
WEST BRADLEY

EAST BRADLEY

NORTH TO:
 HURTY

NORTH TO:
 RICHMOND

EAST



GLENWOOD YARD At RALEIGH

DGStephens 4-29-97

Selma,
 West to Garner & Raleigh

East to Goldsboro
 Cherry Hill Rd.

H-126
 CF&L Lead
 90 cars

Smithfield Rd.

Trailerpark Xing
 3850' to Switch

Cotton Gin Xing
 10700' to Switch

SOU #2 (113)
 SOU #1 (144)
 MAINLINE
 CSXT #1
 CSXT #2

LEAVE
 WAYBILLS
 IN BOX

FLANGE LUBE Q

To CF&L Plant

1750'

2850'

2700'

1300'

Farm Xing
 6700' to Switch

Farm Xing
 9400' to Switch

Footpath
 2100' to Switch

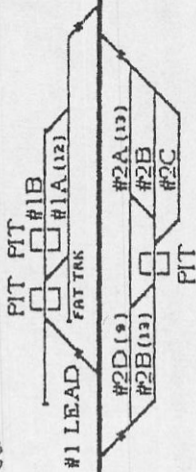
CF&L Lead
 At Goldsboro, NC
 6-10-97

DERAIL

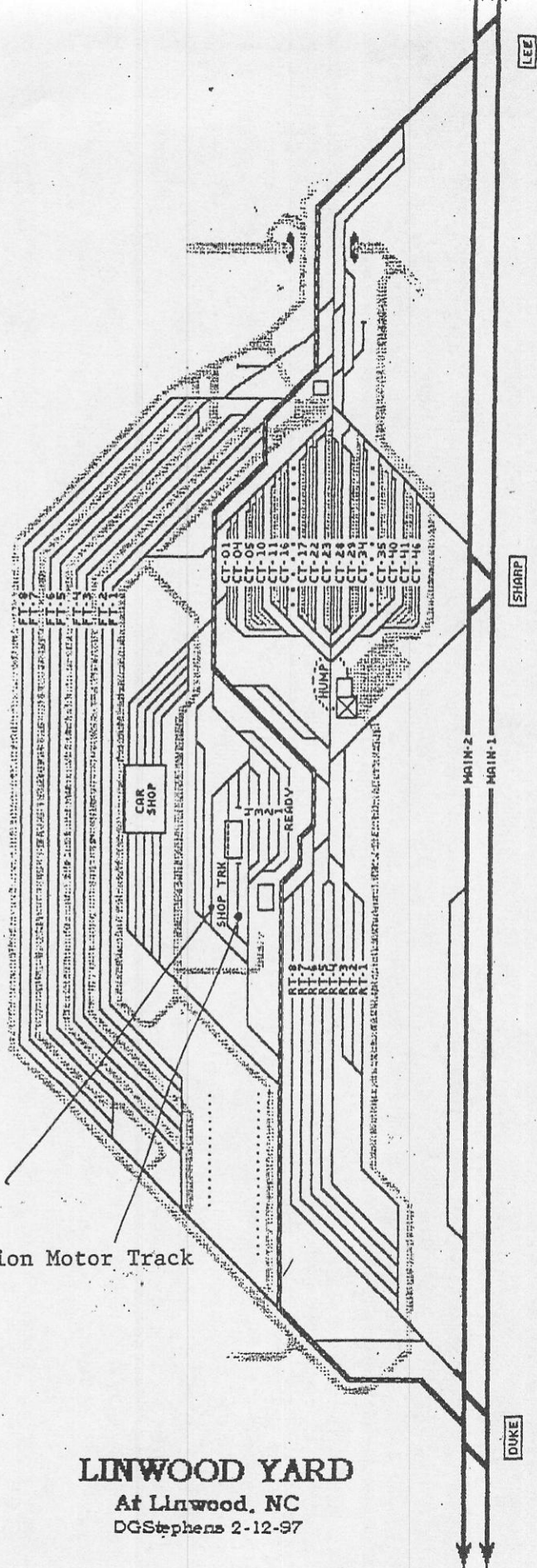
West to Goldsboro

EC 05

EC 07



THE TURKEY PLANT
AT GOLDSBORO, NC
6-16-97



Derrick Track

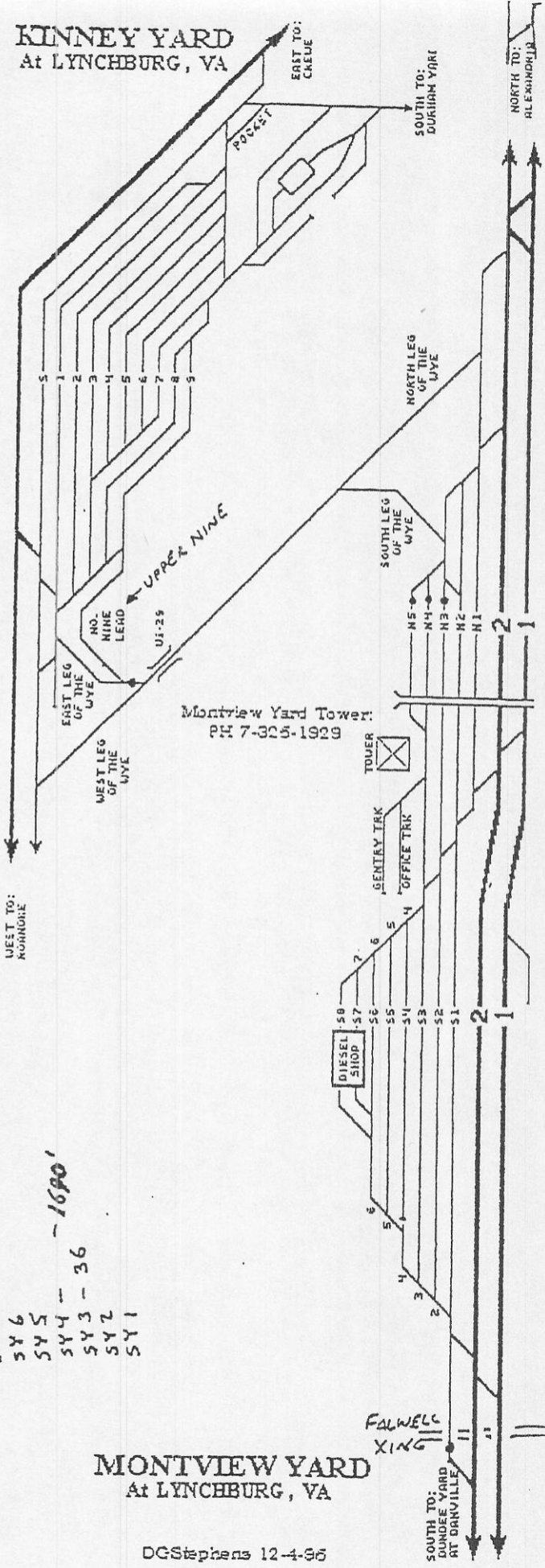
Traction Motor Track

LINWOOD YARD

At Linwood, NC

DGStephens 2-12-97

KINNEY YARD
At LYNCHBURG, VA



Montview Yard Tower:
PH 7-325-1929

- SY 8
- SY 7
- SY 6
- SY 5
- SY 4 - 36
- SY 3 - 36
- SY 2
- SY 1

-1690'

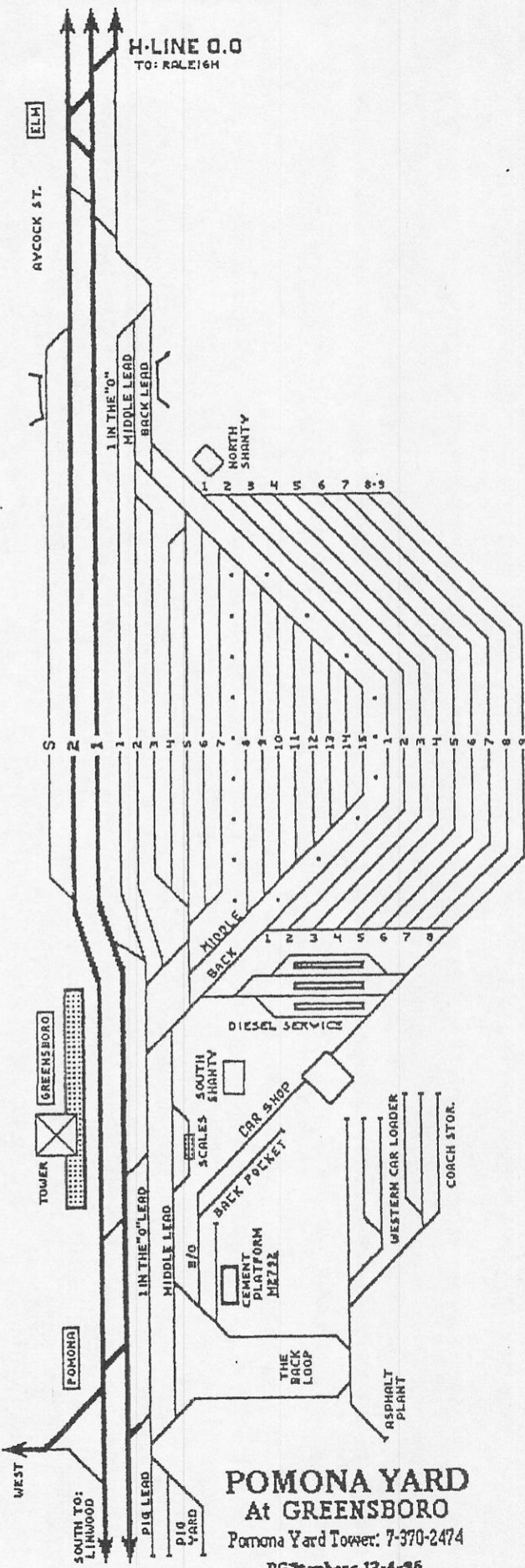
MONTVIEW YARD
At LYNCHBURG, VA

DGStephens 12-4-36

H-LINE 0.0
TO: RALEIGH

ELM

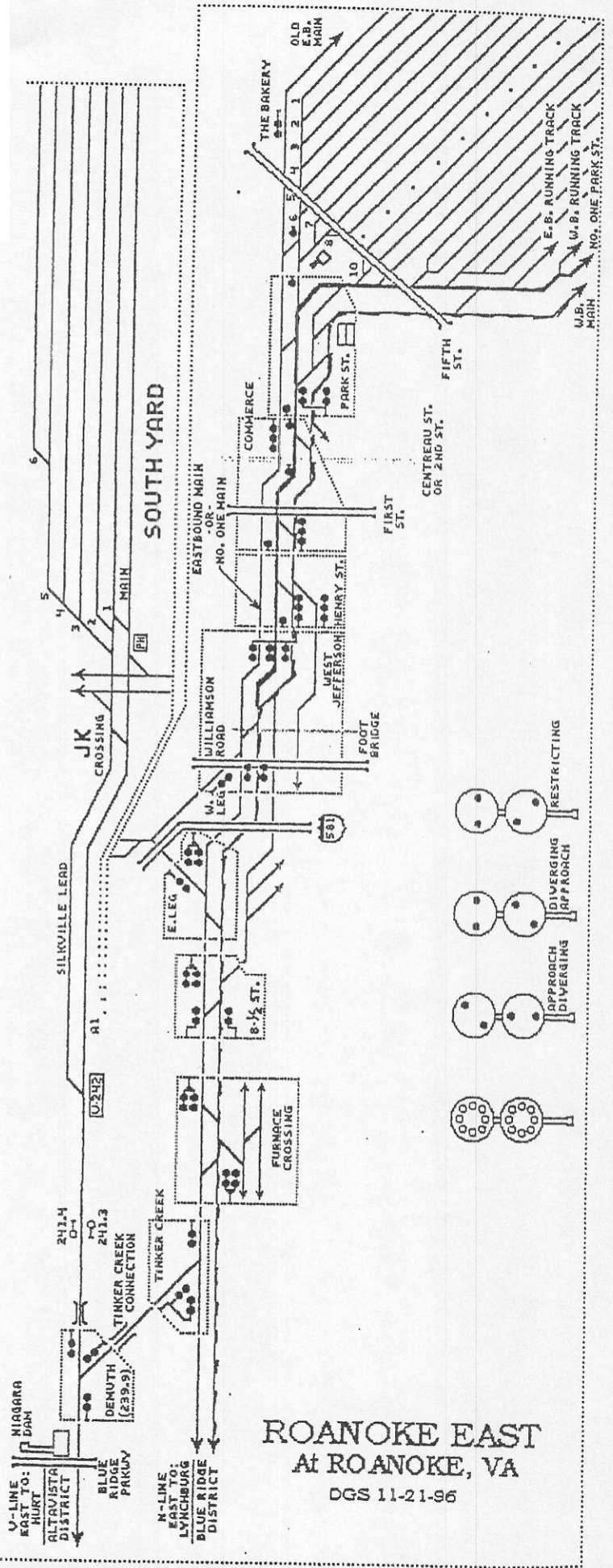
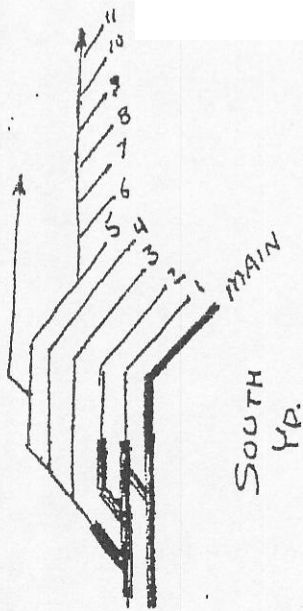
AYCOCK ST.

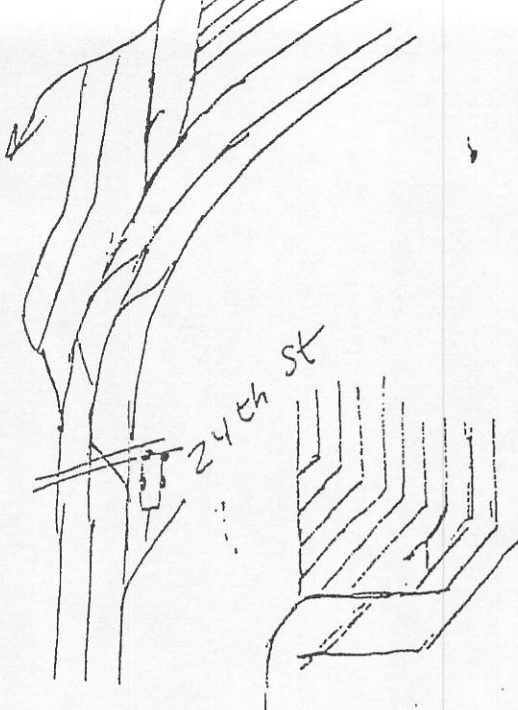


POMONA YARD At GREENSBORO

Pomona Yard Tower: 7-370-2474

DGStephens 12-4-96

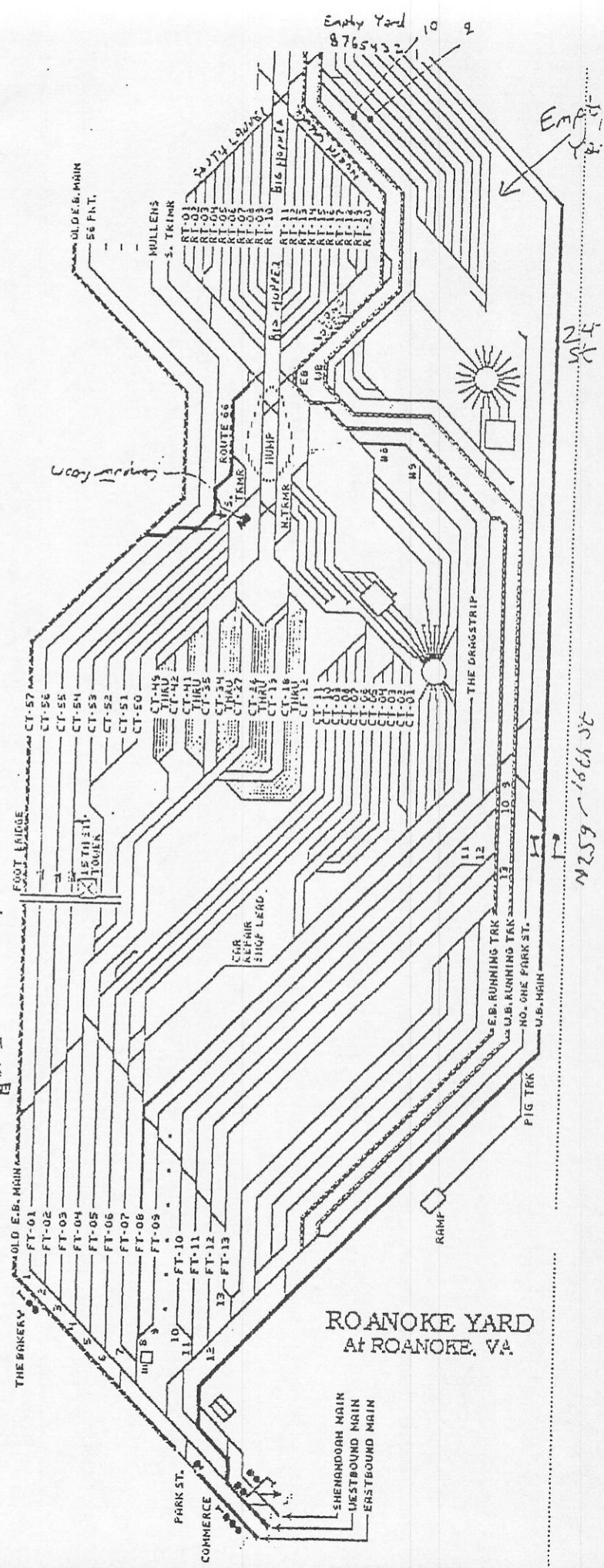




BELMONT
ROANOKE
BELVED

Trains on Roanoke Yard
starts at 10:57 hrs of service LYN-RANDOL
11:12 hrs of service RANDOL-LYN

No 1 Park St also called Running or Runner track



ROANOKE YARD
At ROANOKE, VA.

BIG HOPPER YARD
a.k.a. RECEIVING YARD

#10
#11
#13
#14
#15
#16
#17
#18
#19
#20

#15
#17
#18
#19
#20
#21
#22
#23
#24

WASH
#13: READY TRACK

OUTGOING

FUELING

FUELING

#4 N. READY

#3 N.

#2 N.

#1 N.

#10
#9
#8
#7
#6
#5
#4
#3
#2
#1

#8 FORWARDING YD.
a.k.a.
THE DRAGSTRIP

11

13 12 10 9 8

TAIL TRACK

WESTBOUND MAIN

WESTBOUND MAIN

16TH ST.

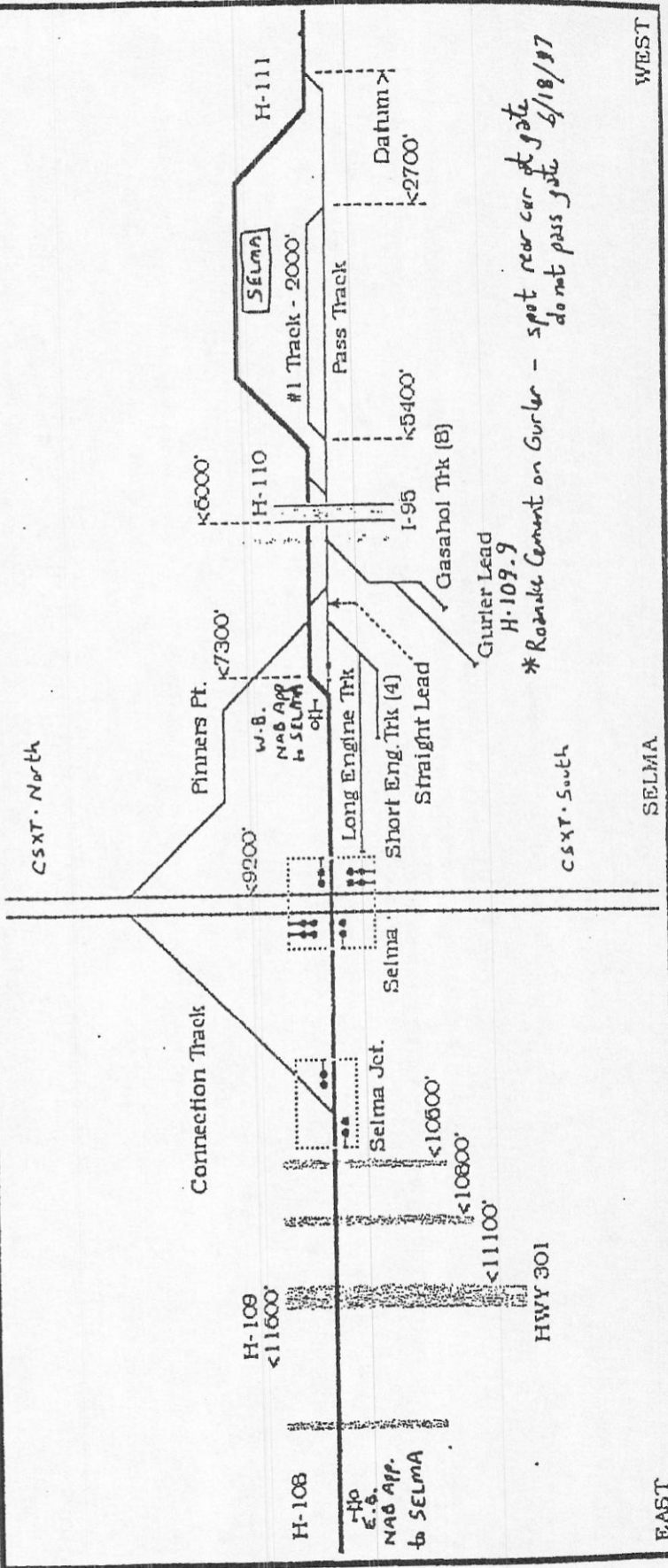
24TH ST.

RUNNING TRACK
a.k.a.
#1 PARK STREET

EMPTY YARD

W.B. RUNNING TRK
E.B. RUNNING TRK

Roanoke Yard
Northwest
5-26-97
DGS Stephens



CSXT North

Connection Track

Pinner's Pt.

H-109
<11600'

H-108

W.B.
NAB App.
to SELMA

Selma Jet.

Selma

Long Engine Trk

Short Eng. Trk (4)

Straight Lead

Gasahol Trk (B)

Gurler Lead

H-109.9

* Roadside Cement on Gurler - spot near car at gate do not pass gate 6/18/87

<6000'

H-110

#1 Track - 2000'

SELMA

H-111

Pass Track

Datum

<2700'

<5400'

I-95

CSXT South

SELMA

WEST

EAST

HWY 301

<10800'

<10600'

<11100'

<9200'

<7300'